

The GHD13 Benefits

- / Frequency inverter in hoisting and trolley motions (standard)
- / Load limit device with monitoring (standard)
- / Adjustable trolley with no component modifications required
- / All gears enclosed (including trolley drive gears)
- / Radio transmitter with weight read out (optional)
- / Tension roller, no counter weight
- / Trolley wheels driven on opposite flanges
- / ULCSA/IEC controls



GH Cranes is a leading manufacturer of material handling solutions that can be designed and adapted to be used in a wide range of industries around the world. Since 1958, we have designed, manufactured and installed products in over 70 countries


GH CRANES & COMPONENTS
Sede Central

Apdo. 27 - B Salbatore
20200 Beasain
(Gipuzkoa) Spain

Tel. +900 017 506
ghcranes@ghcranes.com



Load control



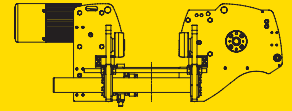
All inverter



Remote control

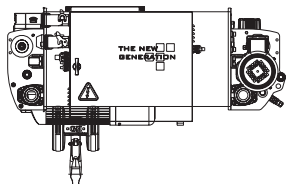
Select the Right Hoist flip sheet for details → → →

www.ghcranes.com



STANDARD MODELS

CAP.	MODEL	SPEED	FALLS	DUTY	H1	H2	H4	H5	H6
2.5	GHD13-2110--M6	10	2/1	M6	7,6	14,4	25,5	31	36,5
2.5	GHD13-4210--M6	10	4/2	M6		7	14,7	18,5	22,3
2.5	GHD13-2216--M6	16	2/2	M6		15,9	31	38,5	46
2.5	GHD13-1116--M6	16	1/1	M6	15,2	28,8	51	61,9	72,8
3.2	GHD13-4210--M6	10	4/2	M6		7	14,7	18,5	22,3
3.2	GHD13-2216--M5	16	2/2	M5		15,9	31	38,5	46
3.2	GHD13-2220--M5	20	2/2	M5		15,9	31	38,5	46
3.2	GHD13-1120--M5	20	1/1	M5	15,2	28,8	51	61,9	72,8
4	GHD13-2108--M6	8	2/1	M6	7,6	14,4	25,5	31	36,5
4	GHD13-4208--M6	8	4/2	M6		7	14,7	18,5	22,3
4	GHD13-2110--M6	10	2/1	M6	7,6	14,4	25,5	31	36,5
4	GHD13-4210--M6	10	4/2	M6		7	14,7	18,5	22,3
4.5	GHD13-2110--M6	10	4/2	M6	7,6	14,4	25,5	31	36,5
5	GHD13-4105--M6	4	4/1	M6	3,8	7,2	10	12,8	15,6
5	GHD13-2108--M6	8	2/1	M6	7,6	14,4	25,5	31	36,5
5	GHD13-4208--M5	8	4/2	M6		7	14,7	18,5	22,3
5	GHD13-2110--M5	10	2/1	M5	7,6	14,4	25,5	31	36,5
5	GHD13-4210--M5	10	4/2	M5		7	14,7	18,5	22,3
5	GHD13-4105--M6	4	4/1	M6	3,8	7,2	10	12,8	15,6
5	GHD13-2108--M6	8	2/1	M6	7,6	14,4	25,5	31	36,5
5	GHD13-4208--M6	8	4/2	M6		7	14,7	18,5	22,3
5	GHD13-2110--M5	10	2/1	M5	7,6	14,4	25,5	31	36,5
5	GHD13-4210--M5	10	4/2	M5		7	14,7	18,5	22,3
6.3	GHD13-4105--M6	4	4/1	M6	3,8	7,2	10	12,8	15,6
6.3	GHD13-2108--M5	8	2/1	M5	7,6	14,4	25,5	31	36,5
6.3	GHD13-4208--M5	8	4/2	M5		7	14,7	18,5	22,3
8	GHD13-4104--M6	4	4/1	M6	3,8	7,2	10	12,8	15,6
8	GHD13-4105--M6	5	4/1	M6	3,8	7,2	10	12,8	15,6
10	GHD13-4104--M6	4	4/1	M6	3,8	7,2	10	12,8	15,6
10	GHD13-4105--M5	5	4/1	M5	3,8	7,2	10	12,8	15,6
12.5	GHD13-4104--M5	4	4/1	M5	3,8	7,2	10	12,8	15,6



STANDARD FREQUENCY INVERTER IN HOISTING MOTION

4/1 FALLS

Nominal Speed with full load	4	m/min
Speed when load is <= 25%	6,4	m/min

2/1 FALLS & 4/2 FALLS

Nominal Speed with full load	8	m/min
Speed when load is <= 25%	12,8	m/min

1/1 FALLS & 2/2 FALLS

Nominal Speed with full load	16	m/min
Speed when load is <= 25%	25,6	m/min

OPTIONAL 2-SPEED MOTOR

4/1 Falls	4 / 0,6	m/min
2/1 Falls & 4/2 Falls	8 / 1,2	m/min
1/1 Falls & 2/2 Falls	16 / 2,4	m/min

WIDE SELECTION RANGE

- GHD13**
Hoist Type GHD13
- R**
N: Single Girder (Standard), R: Single Girder Low headroom, B: Double Girder (Integrated), F: Foot Mount, T: Double Girder with End Trucks
- 03**
Hoist capacity (02 = 2t, 06 = 6 .3t)
- 41**
Rope falls (1/1, 2/1, 2/2, 4/1, 4/2)
- 05**
Lifting speed m/min (05 = 5, 10 = 10)
- H2**
Height of lift (H1, H2, H4, H5, H6)
- M5**
FEM Duty (M5, M6)